

Casual Elements



*Jeffrey
Court*




6" x 6" Field, Casual Crown and Dome Liner, 1 1/4" x 1 1/4" Dots, Picket
Color: Sea Mist

Field Tiles 6" x 6" - Available in 6 colors




Chablis



Khaki




Sunset



Bahama Beige



Sea Mist



Basil

C e r a m i c F i e l d T i l e s

Expect substantial variation in shading, color, size and "rustic" finish in all Chapter 10 glazed artisan tiles.

Accents & Decorative Shapes

Design with shapes - available in all 6 colors



Pickets - $1\frac{3}{4}$ " x $3\frac{1}{2}$ "
(Use with $1\frac{1}{4}$ " Dots for additional designs)



Liner - $1\frac{3}{4}$ " x 6"
(Use with or without $1\frac{3}{4}$ " Dots)



Rhomboids - $2\frac{7}{8}$ " x 4"
(Use with or without Triangles)



Triangles - $2\frac{1}{2}$ " x $2\frac{1}{4}$ " x $2\frac{1}{4}$ "
(Use with or without Rhomboids)



$1\frac{1}{4}$ " x $1\frac{1}{4}$ "



$1\frac{3}{4}$ " x $1\frac{3}{4}$ "

Dots
(Available in $1\frac{1}{4}$ " x $1\frac{1}{4}$ " and $1\frac{3}{4}$ " x $1\frac{3}{4}$ ")



Trims



Single Bullnose 2" x 6" (also available in 6" x 6") Double Bullnose



Bead 1" x 6" Beak



V-Cap 2" x 6" Corner

Architectural Mouldings



Casual Crown 3 1/2" x 6" Stop/Corner



Casual Ogee 2 1/4" x 6" Stop/Corner



Casual Dome 3/4" x 6" Stop



Fleur de Lis Framed Rhomboids and Triangles Flower



6" x 6" Field, Liner, 1 3/4" Dots, Casual Ogee and Dome
Color: Basil and Sea Mist

Architectural Mouldings & Trims



Raffia Crown and Lintel, 1^{3/4}" Dots, 6" x 6" Field
Color: Sunset

Jute

Stop/Corner



Crown 3" x 8"

Leather Weave

Stop/Corner



Lintel 2 1/4" x 8"

Cornice 3 1/4" x 8"




Liner 1 1/4" x 8"



Liner 1 1/4" x 8"

Raffia

Grass Cloth



Crown 3" x 8"



Cornice 3 1/4" x 8"




Lintel 2 1/4" x 8"



Lintel 2 1/4" x 8"

Diamond "V"

Linen



Crown 3" x 8"



Cornice 3 1/4" x 8"



Liner 1 1/4" x 8"




Liner 1 1/4" x 8"


Stone Matrix Mouldings are highly detailed "cast" pieces suitable for interior wall use. We do not recommend they be installed in a direct water flow path such as low in a shower enclosure. Use cementitious setting materials and mask off before grouting for easier grout cleaning. Never use an abrasive or acid cleaner or other petroleum sealers. These pieces clean nicely with a mild soap and sponge.

Stone Matrix Mouldings


Montage Board #14



Montage Board #9



Montage Board #7



Montage Board #1



Cover Shot: 6" x 6" Field, Rhomboid, Framed Rhomboid, Triangle, Framed Triangle, Casual Ogee and Dome, V-Cap and Liner. Colors: Chablis and Khaki